


# Economic Research Mar 2022 Stats Update



## WORLD SUGAR PRICES

No.5 Feb 2022 - 19.32 c/lb  
No.5 Mar 2022 - 23.10 c/lb  
No.11 Feb 2022 - 18.18 c/lb  
No.11 Mar 2022 - 18.34 c/lb

## LUBRICANT PRICES\*

**PETROL:**  
93 ULP & LRP - R21.63  
95 ULP & LRP - R21.24  
**DIESEL:**  
0.05% - R20.40  
0.005% - R20.62

\*Lubricants prices as on 06-Apr-2022

## RV PRICE

Dec 2021 - R5330.19  
Jan 2021 - R5329.42  
Feb 2022 - R5320.99  
Mar 2022 - R5334.37

## SA MARKET INDICATORS

GDP Q3 2021 - 1.5%  
CPI Feb 2022 - 5.7%  
Reporate - 4.25%  
Prime rate - 7.75%

## USD/ZAR

Dec 2021 - R15.86/\$  
Jan 2021 - R15.48/\$  
Feb 2022 - R15.21/\$  
Mar 2022 - R15.42/\$

## FERTILISER PRICES

### & RAINFALL GRAPHS BELOW

© COPYRIGHT 2020. SOUTH AFRICAN CANEGROWERS ASSOCIATION. ALL RIGHTS RESERVED. DESIGNED BY SKY DIGITAL

## Fertiliser Prices

### Local

Fertiliser	Feb-22		Mar-22		% change
	R/ton	R/bag	R/ton	R/bag	
LAN (28)	12 774	639	12 774	639	0
Urea (46)	15 640	782	18 644	932	19.2
MAP	18 240	912	19 382	969	6.3
KCL	14 289	714	16 001	800	12.0

### International

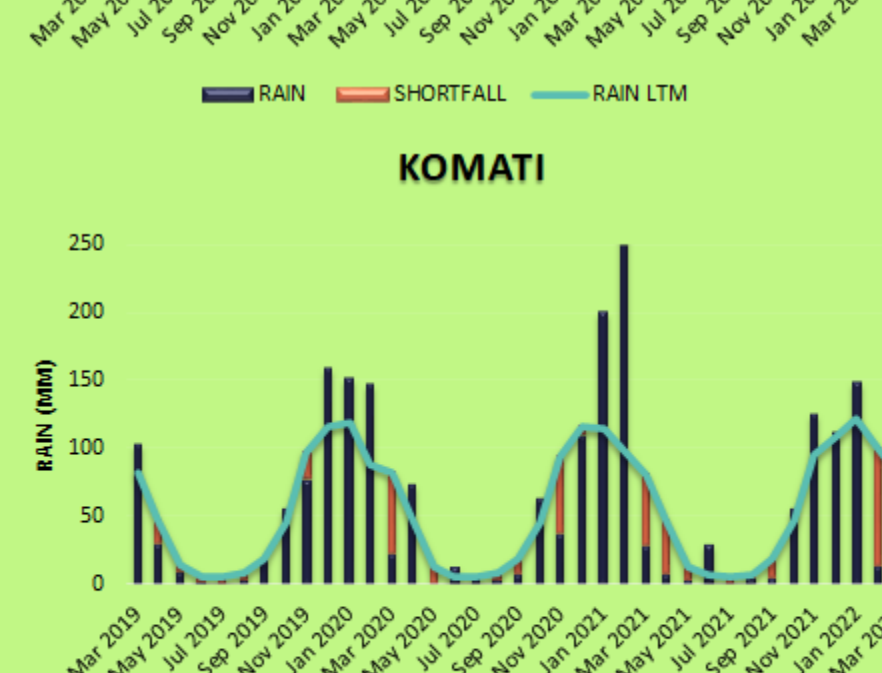
Fertiliser	Jan-22		Feb-22		% change
	R/ton	R/bag	R/ton	R/bag	
LAN (28)	13 266	663	12 924	646	-2.6
Urea (46)	10 805	540	8 443	422	-21.9
MAP	12 539	627	12 680	634	1.1
KCL	9 737	487	9 525	476	-2.2

Source: Grain SA

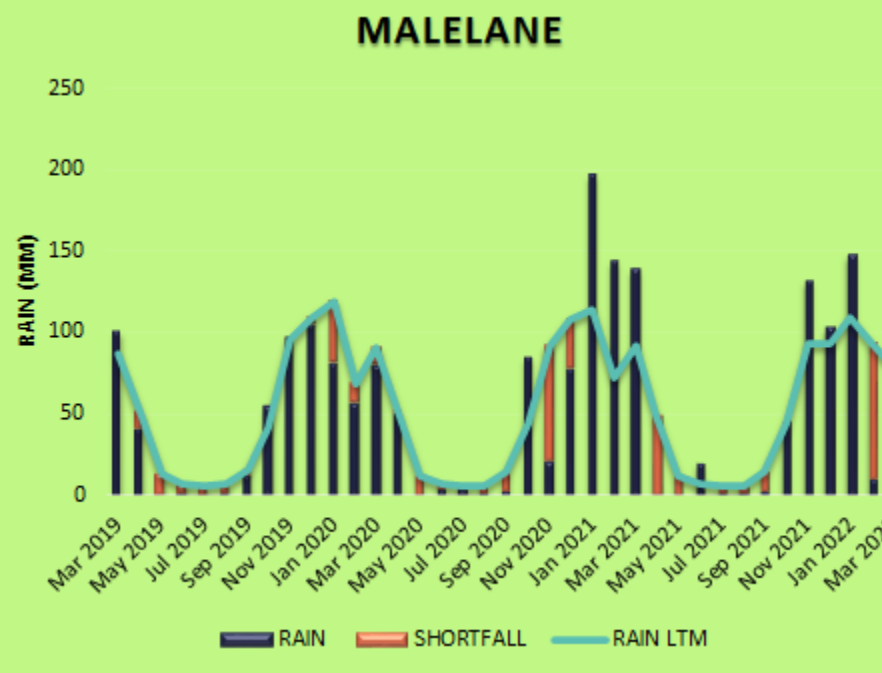
© COPYRIGHT 2020. SOUTH AFRICAN CANEGROWERS ASSOCIATION. ALL RIGHTS RESERVED. DESIGNED BY SKY DIGITAL

## Rainfall Trends

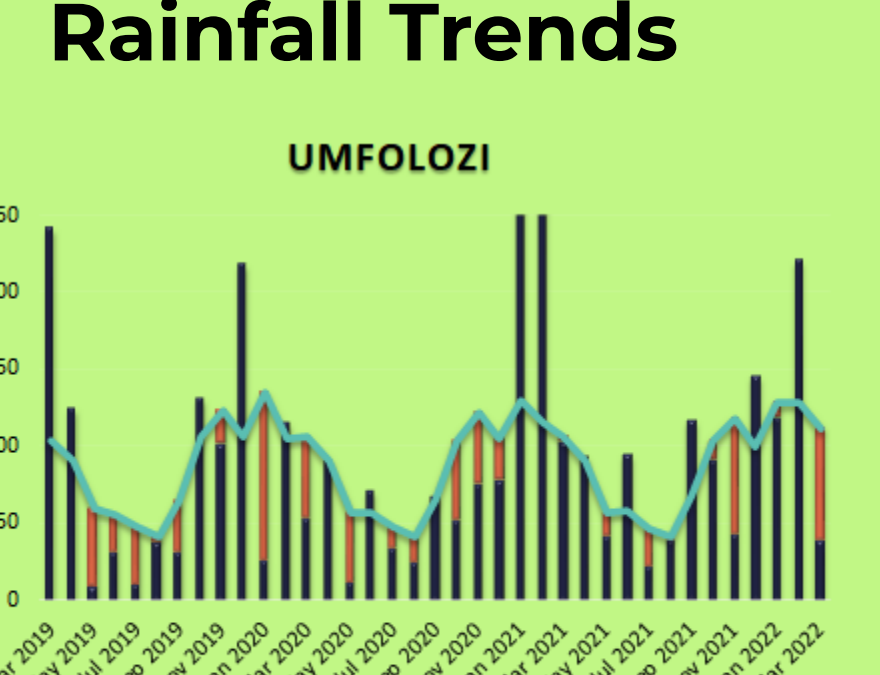
### PONGOLA



### KOMATI



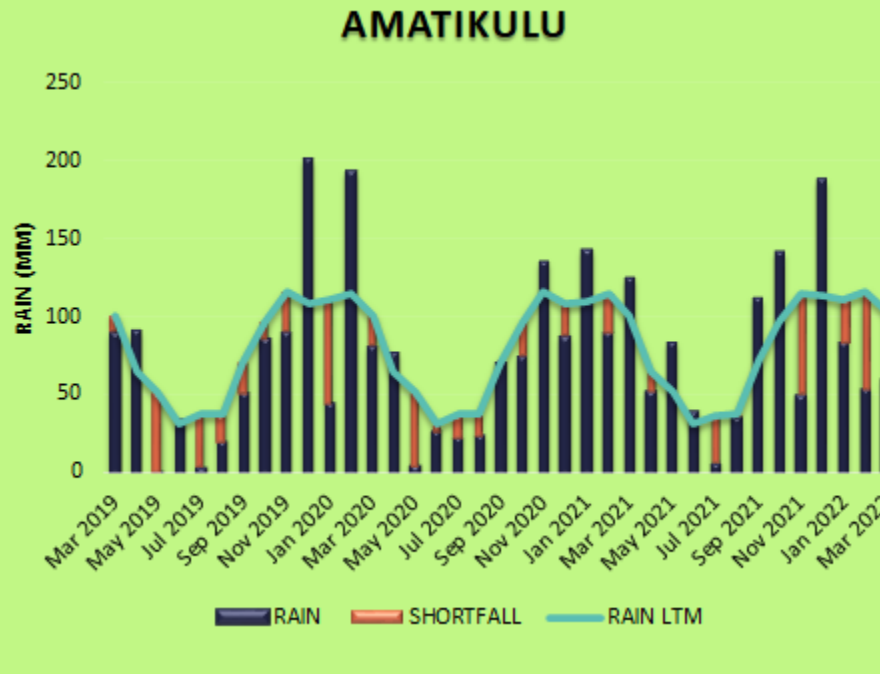
### MALELANE



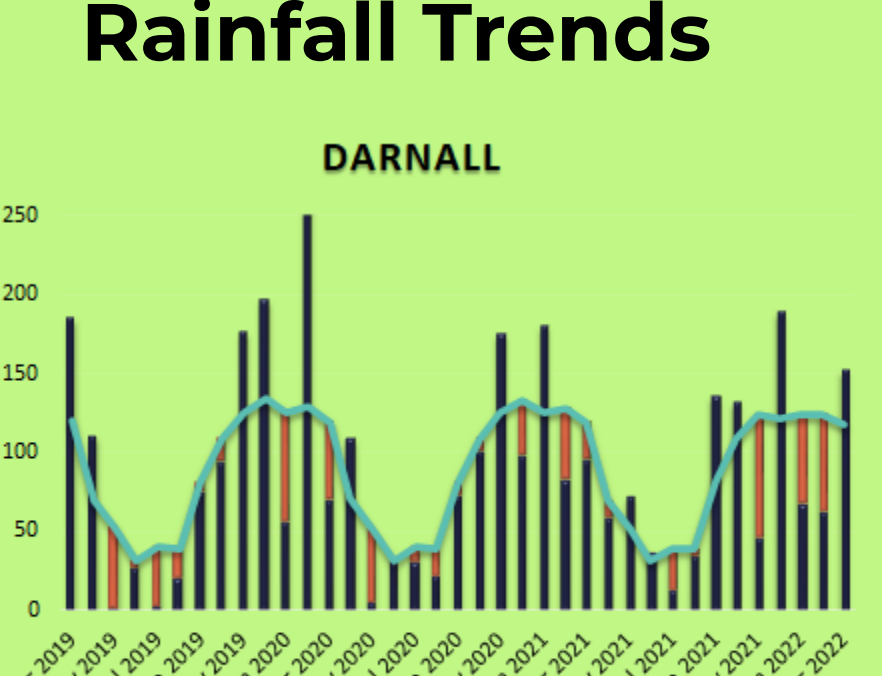
© COPYRIGHT 2020. SOUTH AFRICAN CANEGROWERS ASSOCIATION. ALL RIGHTS RESERVED. DESIGNED BY SKY DIGITAL

## Rainfall Trends

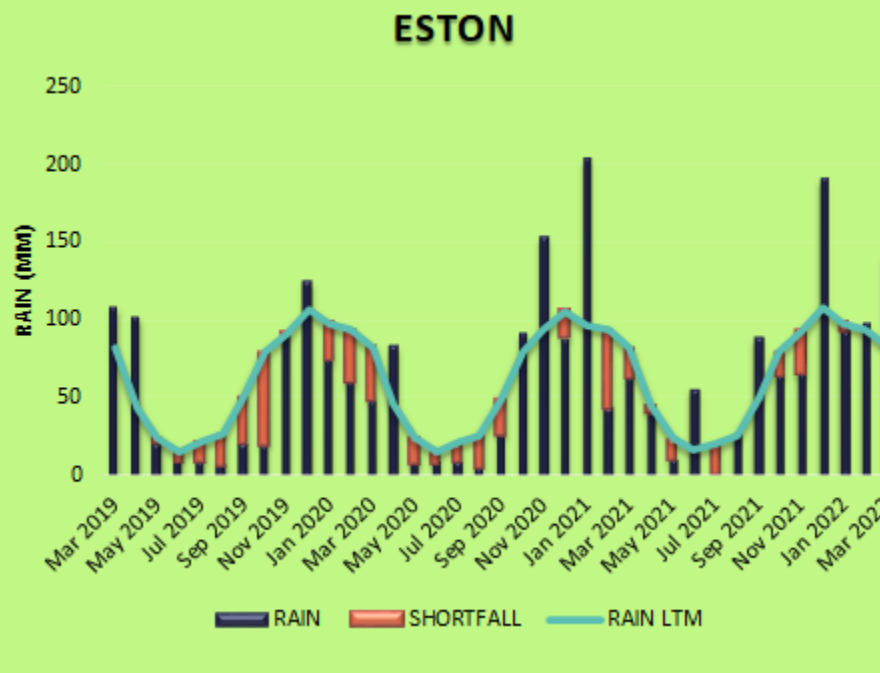
### UMFOLOZI



### FELIXTON



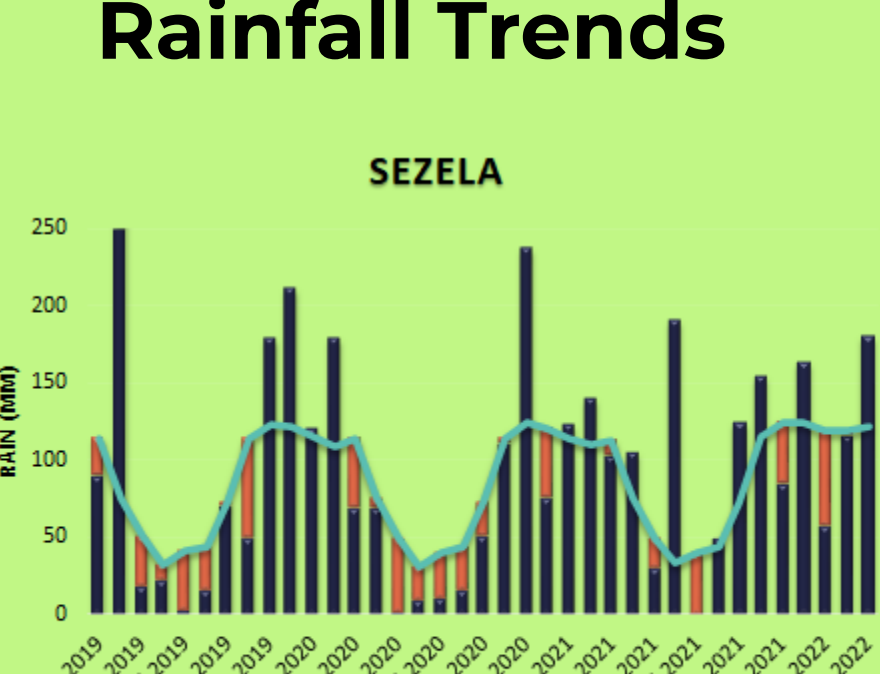
### AMATIKULU



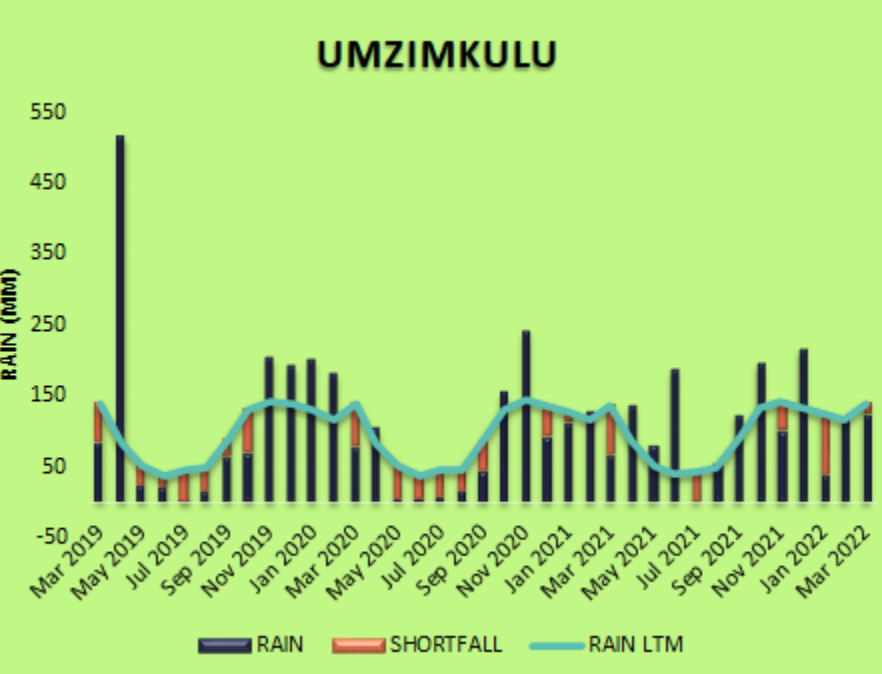
© COPYRIGHT 2020. SOUTH AFRICAN CANEGROWERS ASSOCIATION. ALL RIGHTS RESERVED. DESIGNED BY SKY DIGITAL

## Rainfall Trends

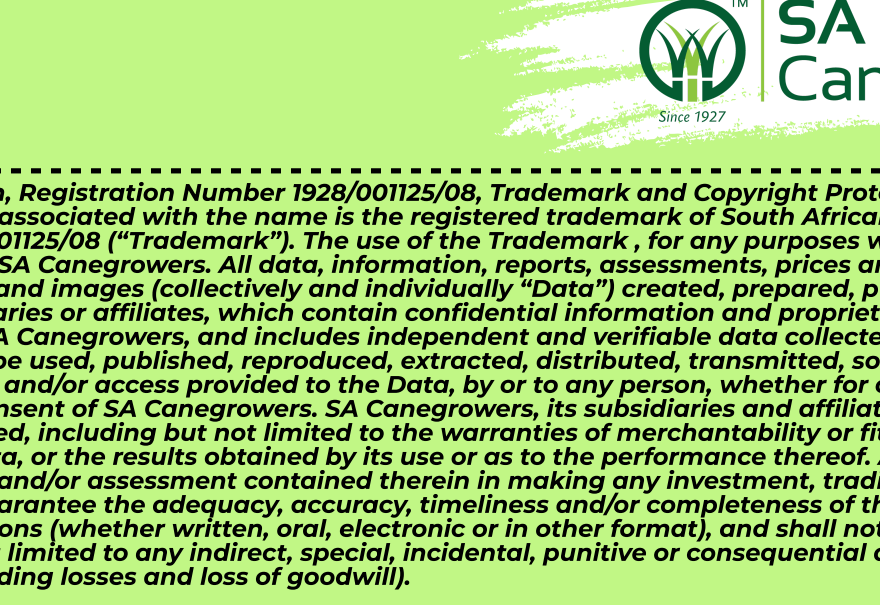
### DARNALL



### ESTON



### NOODSBERG



© COPYRIGHT 2020. SOUTH AFRICAN CANEGROWERS ASSOCIATION. ALL RIGHTS RESERVED. DESIGNED BY SKY DIGITAL

## Rainfall Trends

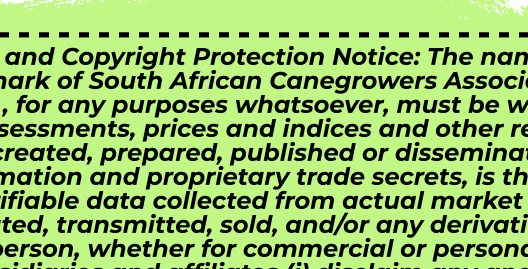
### SEZELA



### UMZIMKULU



© COPYRIGHT 2020. SOUTH AFRICAN CANEGROWERS ASSOCIATION. ALL RIGHTS RESERVED. DESIGNED BY SKY DIGITAL



SA Canegrowers Association, Registration Number 1928/001125/08, Trademark and Copyright Protection Notice: The name "SA Canegrowers" and the logo associated with the name is the registered trademark of South African Canegrowers Association, Registration Number 1928/001125/08 ("Trademark"). The use of the Trademark, for any purposes whatsoever, must be with the prior written consent of SA Canegrowers. All data, information, reports, assessments, prices and indices and other related information, graphs, tables and images (collectively and individually "Data") created, prepared, published or disseminated by SA Canegrowers, its subsidiaries or affiliates, which contain confidential information and proprietary trade secrets, is the property and copyright of SA Canegrowers, and includes independent and verifiable data collected from actual market participants. No Data shall be used, published, reproduced, extracted, distributed, transmitted, sold, and/or any derivative work created from the Data and/or access provided to the Data, by or to any person, whether for commercial or personal use, without the prior written consent of SA Canegrowers. SA Canegrowers, its subsidiaries and affiliates (i) disclaim any and all warranties, express or implied, including but not limited to the warranties of merchantability or fitness for a particular purpose or use as to the Data, or the results obtained by its use or as to the performance thereof. Any user of the Data should not rely on any information and/or assessment contained therein in making any investment, trading, risk management or other decision; (ii) do not guarantee the adequacy, accuracy, timeliness and/or completeness of the Data or any component thereof or any communications (whether written, oral, electronic or in other format), and shall not be subject to any damages or liability, including but not limited to any indirect, special, incidental, punitive or consequential damages (including but not limited to, loss of profits, trading losses and loss of goodwill).