


Economic Research May 2022 Stats Update



WORLD SUGAR PRICES

No.5 Apr 2022 - 21.26 c/lb
 No.5 May 2022 - 22.68 c/lb
 No.11 Apr 2022 - 19.65 c/lb
 No.11 May 2022 - 19.27 c/lb

LUBRICANT PRICES*

PETROL:
 93 ULP & LRP - R23.94
 95 ULP & LRP - R23.52
DIESEL:
 0.05% - R22.44
 0.005% - R22.57

*Lubricants prices as on 04-May-2022

RV PRICE

Feb 2022 - R5320.99
 Mar 2022 - R5334.37
 Apr 2022 - R5621.76
 May 2022 - R5685.81

SA MARKET INDICATORS

GDP Q4 2021 - 1.2%
 CPI April 2022 - 5.9%
 Reporate - 4.75%
 Prime rate - 8.25%

USD/ZAR

Feb 2022 - R15.21/\$
 Mar 2022 - R15.42/\$
 Apr 2022 - R15.04/\$
 May 2022 - R15.87/\$

FERTILISER PRICES & RAINFALL GRAPHS BELOW

© COPYRIGHT 2020. SOUTH AFRICAN CANEGRROWERS ASSOCIATION. ALL RIGHTS RESERVED. DESIGNED BY SKY DIGITAL

Fertiliser Prices

Local

Fertiliser	Apr-22		May-22		% change
	R/ton	R/bag	R/ton	R/bag	
LAN (28)	12 786	639	13 471	674	5.4
Urea (46)	20 065	1 003	18 862	943	-6.0
MAP	23 915	1 196	23 718	1 186	-0.8
KCL	21 753	1 088	19 136	957	-12.0

International

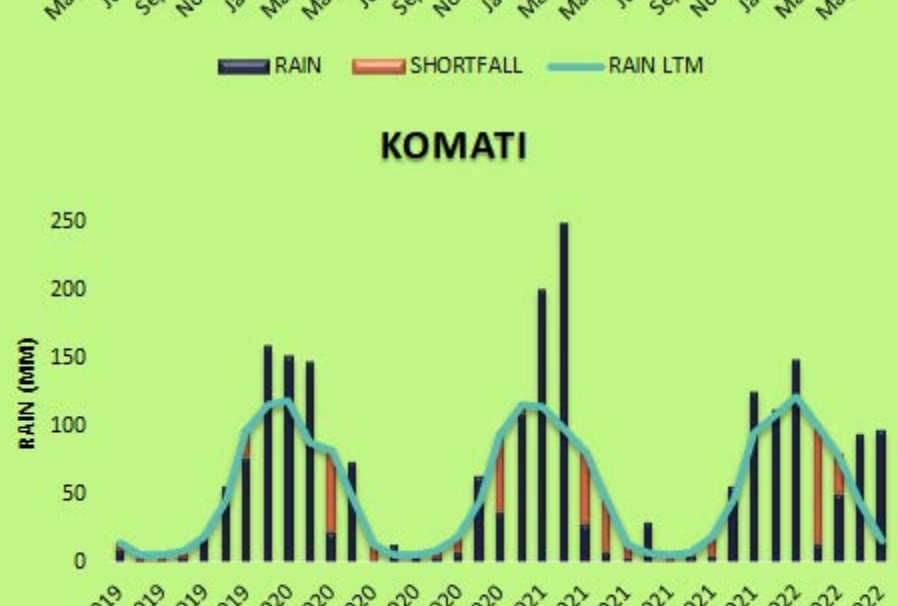
Fertiliser	Mar-22		Apr-22		% change
	R/ton	R/bag	R/ton	R/bag	
LAN (28)	15 030	752	16 894	845	12.4
Urea (46)	10 359	518	10 416	521	0.6
MAP	13 952	698	18 397	920	31.9
KCL	11 886	594	13 873	694	16.7

Source: Grain SA

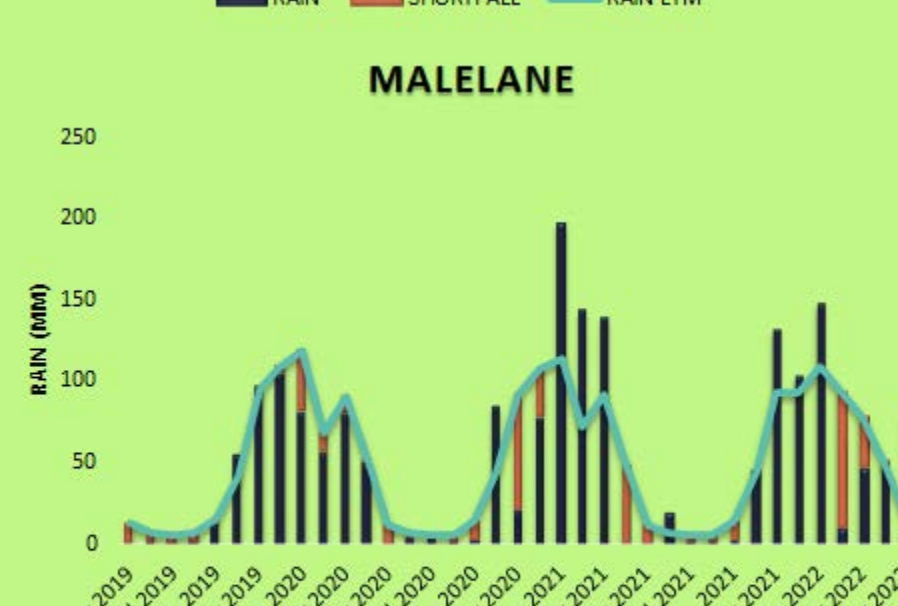
© COPYRIGHT 2020. SOUTH AFRICAN CANEGRROWERS ASSOCIATION. ALL RIGHTS RESERVED. DESIGNED BY SKY DIGITAL

Rainfall Trends

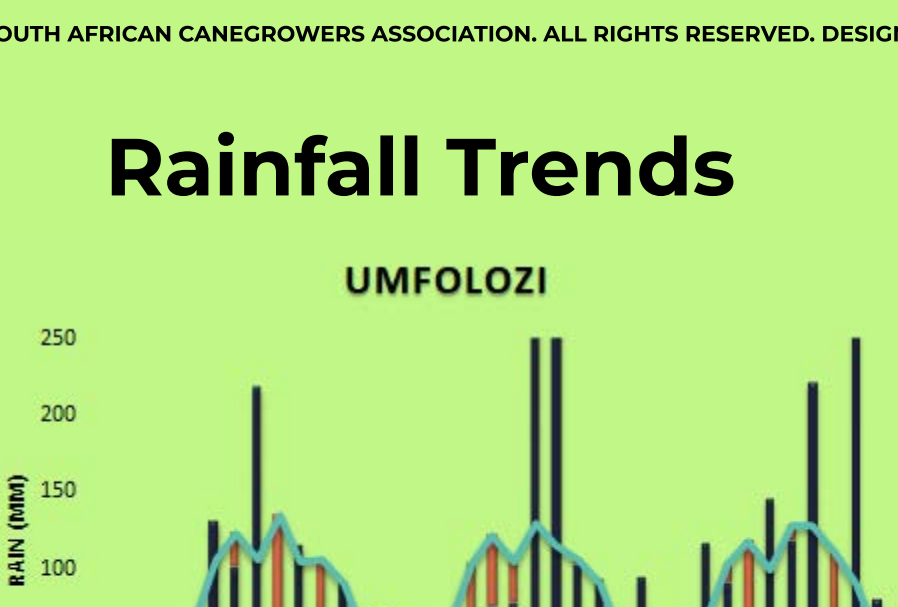
PONGOLA



KOMATI



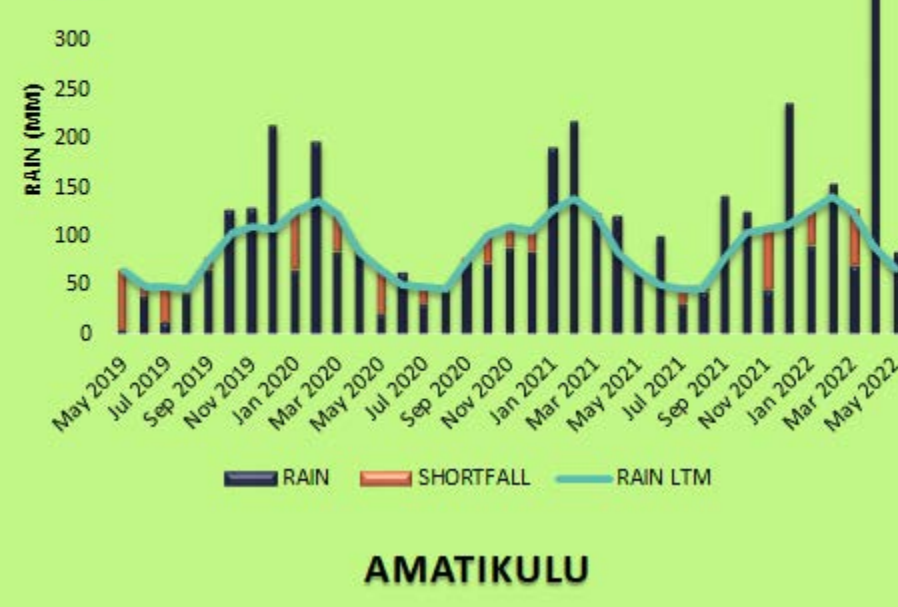
MALELANE



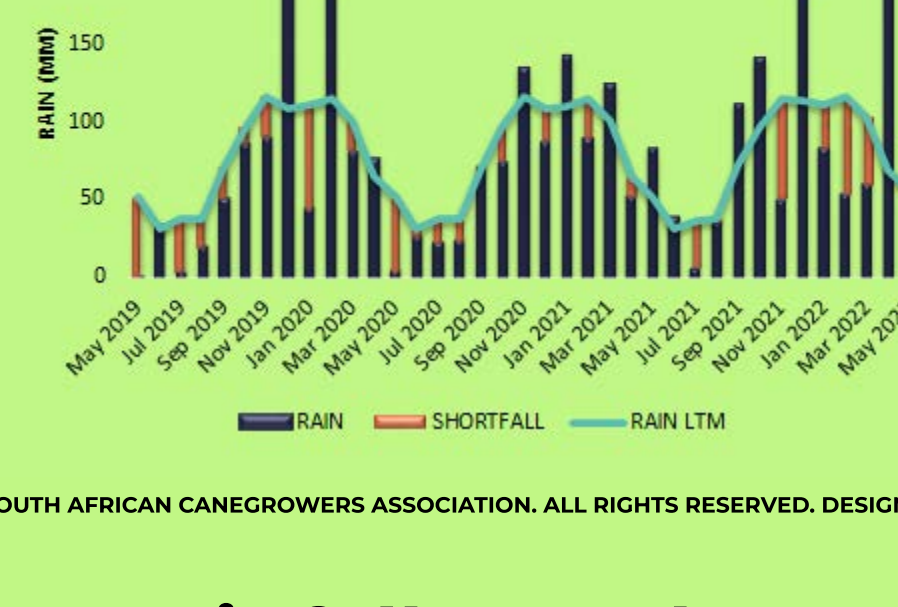
© COPYRIGHT 2020. SOUTH AFRICAN CANEGRROWERS ASSOCIATION. ALL RIGHTS RESERVED. DESIGNED BY SKY DIGITAL

Rainfall Trends

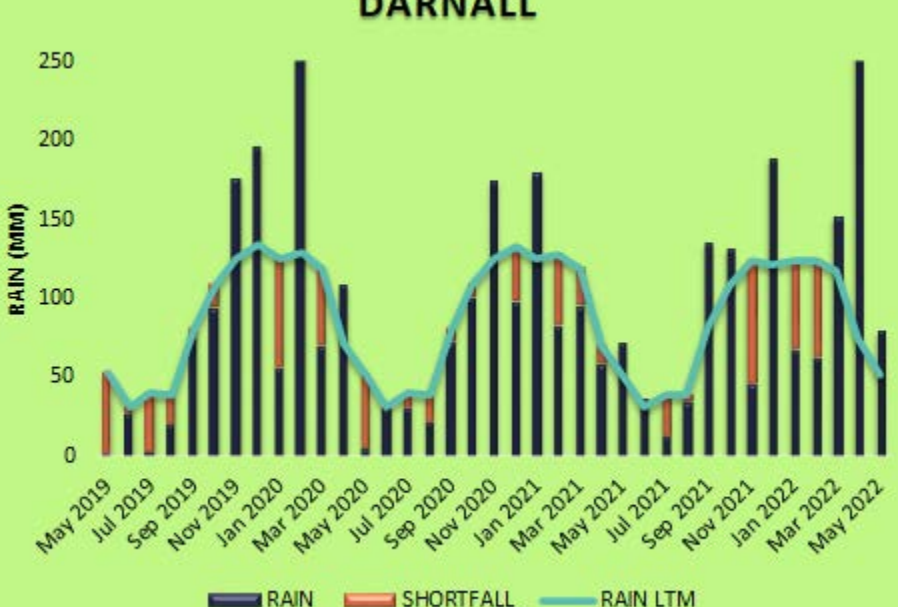
UMFOLZOZI



FELIXTON



AMATIKULU



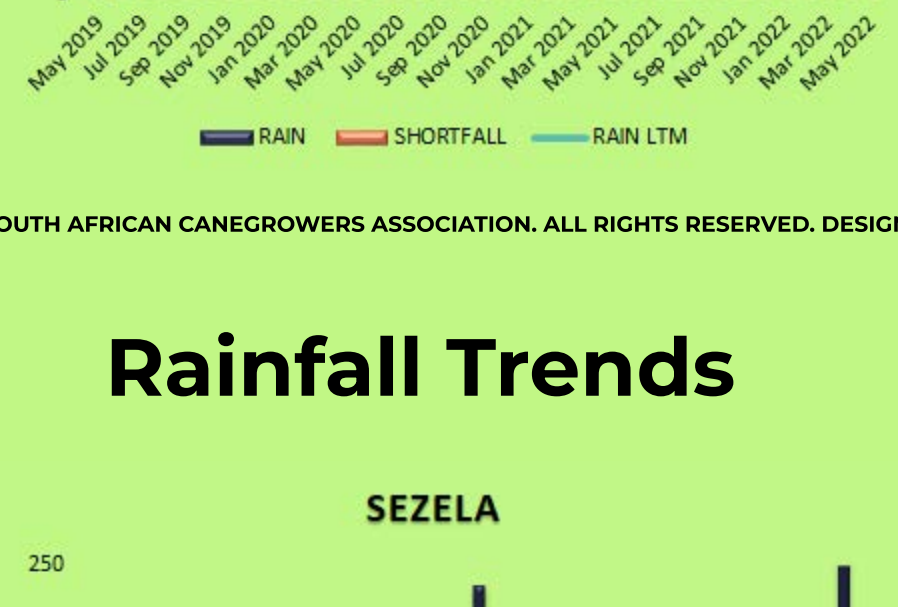
© COPYRIGHT 2020. SOUTH AFRICAN CANEGRROWERS ASSOCIATION. ALL RIGHTS RESERVED. DESIGNED BY SKY DIGITAL

Rainfall Trends

DARNALL



ESTON



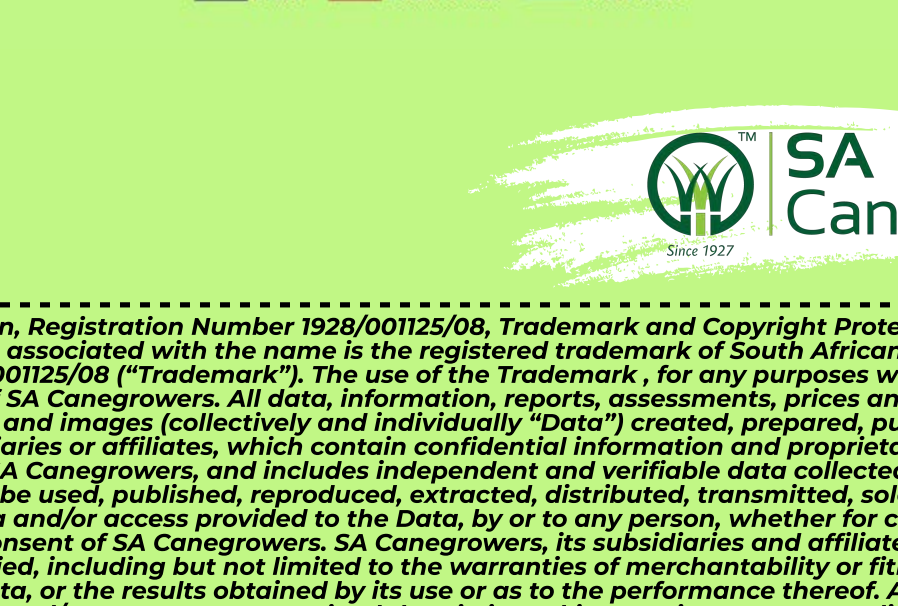
NOODSBERG/UNION CO-OP



© COPYRIGHT 2020. SOUTH AFRICAN CANEGRROWERS ASSOCIATION. ALL RIGHTS RESERVED. DESIGNED BY SKY DIGITAL


Rainfall Trends

SEZELA



UMZIMKULU

© COPYRIGHT 2020. SOUTH AFRICAN CANEGRROWERS ASSOCIATION. ALL RIGHTS RESERVED. DESIGNED BY SKY DIGITAL



SA Canegrowers Association, Registration Number 1928/001125/08, Trademark and Copyright Protection Notice: The name "SA Canegrowers" and the logo associated with the name is the registered trademark of South African Canegrowers Association, Registration Number 1928/001125/08 ("Trademark"). The use of the Trademark, for any purposes whatsoever, must be with the prior written consent of SA Canegrowers. All data, information, reports, assessments, prices and indices and other related information, graphs, tables and images (collectively and individually "Data") created, prepared, published or disseminated by SA Canegrowers, its subsidiaries or affiliates, which contain confidential information and proprietary trade secrets, is the property and copyright of SA Canegrowers, and includes independent and verifiable data collected from actual market participants. No Data shall be used, published, reproduced, extracted, distributed, transmitted, sold, and/or any derivative work created from the Data and/or access provided to the Data, by or to any person, whether for commercial or personal use, without the prior written consent of SA Canegrowers. SA Canegrowers, its subsidiaries and affiliates (i) disclaim any and all warranties, express or implied, including but not limited to the warranties of merchantability or fitness for a particular purpose or use as to the Data, or the results obtained by its use or as to the performance thereof. Any user of the Data should not rely on any information and/or assessment contained therein in making any investment, trading, risk management or other decision; (ii) do not guarantee the adequacy, accuracy, timeliness and/or completeness of the Data or any component thereof or any communications (whether written, oral, electronic or in other format), and shall not be subject to any damages or liability, including but not limited to any indirect, special, incidental, punitive or consequential damages (including but not limited to, loss of profits, trading losses and loss of goodwill).