


# Economic Research July 2022 Stats Update



## WORLD SUGAR PRICES

No.5 Jun 2022 - 22.15 c/lb  
No.5 Jul 2022 - 20.13 c/lb  
No.11 Jun 2022 - 18.79 c/lb  
No.11 Jul 2022 - 18.35 c/lb

## LUBRICANT PRICES\*

**PETROL:**  
93 ULP & LRP - R26.31  
95 ULP & LRP - R26.09  
**DIESEL:**  
0.05% - R24.75  
0.005% - R24.88

\*Lubricants prices as on 06-July-2022

## RV PRICE

Apr 2022 - R5 621.76  
May 2022 - R5 685.81  
Jun 2022 - R5 662.39  
Jul 2022 - R5 837.58

## SA MARKET INDICATORS

GDP Q1 2022 - 1.9%  
CPI May 2022 - 7.4%  
Reporate - 5.50%  
Prime rate - 9.00%

## USD/ZAR

Apr 2022 - R15.04/\$  
May 2022 - R15.87/\$  
Jun 2022 - R16.61/\$  
Jul 2022 - R16.83/\$

## FERTILISER PRICES & RAINFALL GRAPHS BELOW

© COPYRIGHT 2020. SOUTH AFRICAN CANEGROWERS ASSOCIATION. ALL RIGHTS RESERVED. DESIGNED BY SKY DIGITAL

## Local Fertiliser Prices

### Month to Month Change

| Fertiliser | June-22 |         | July-22 |         | % change |
|------------|---------|---------|---------|---------|----------|
|            | R/ton   | R/bag   | R/ton   | R/bag   |          |
| LAN (28)   | 14 560  | 728.0   | 14 170  | 708.5   | -2.7     |
| Urea (46)  | 17 306  | 865.3   | 15 501  | 775.1   | -10.4    |
| MAP        | 24 585  | 1 229.3 | 23 031  | 1 151.6 | -6.3     |
| KCL        | 23 012  | 1 150.6 | 23 504  | 1 175.2 | 2.1      |

### Year on Year Change

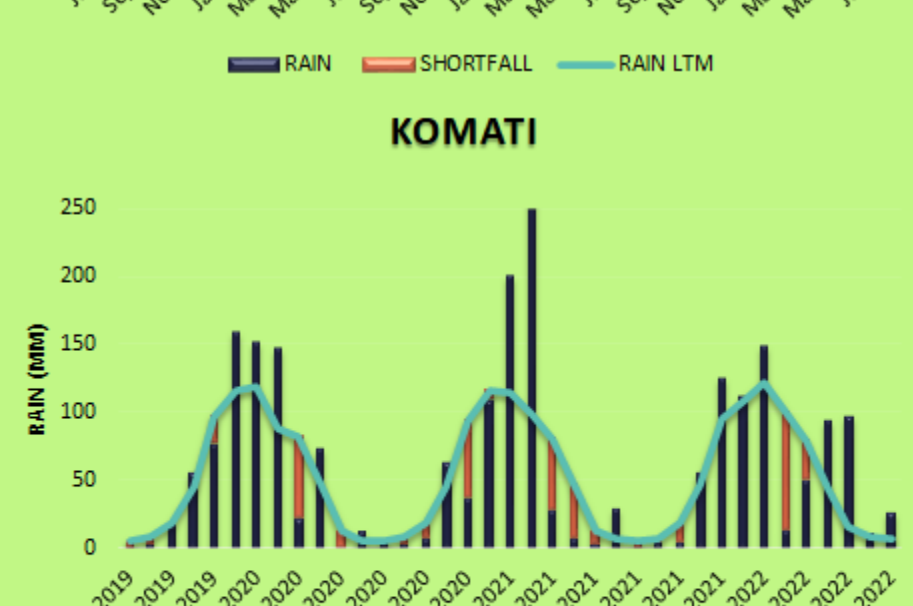
| Fertiliser | July-21 |       | July-22 |         | % change |
|------------|---------|-------|---------|---------|----------|
|            | R/ton   | R/bag | R/ton   | R/bag   |          |
| LAN (28)   | 7 820   | 391.0 | 14 170  | 708.5   | 81.2     |
| Urea (46)  | 10 698  | 534.9 | 15 501  | 775.1   | 44.9     |
| MAP        | 14939   | 747.0 | 23 031  | 1 151.6 | 54.2     |
| KCL        | 10 495  | 524.8 | 23 504  | 1 175.2 | 124.0    |

Source: Grain SA

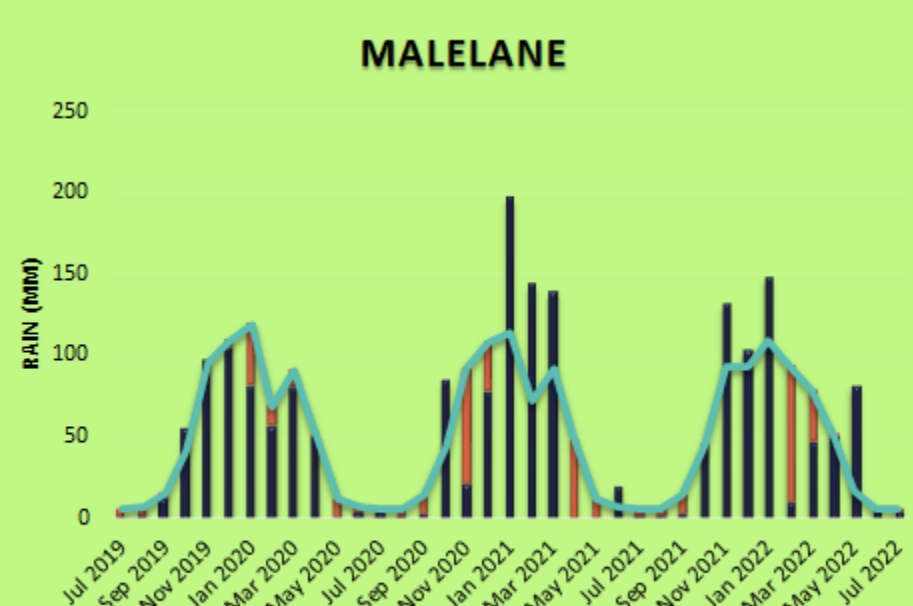
© COPYRIGHT 2020. SOUTH AFRICAN CANEGROWERS ASSOCIATION. ALL RIGHTS RESERVED. DESIGNED BY SKY DIGITAL

## Rainfall Trends

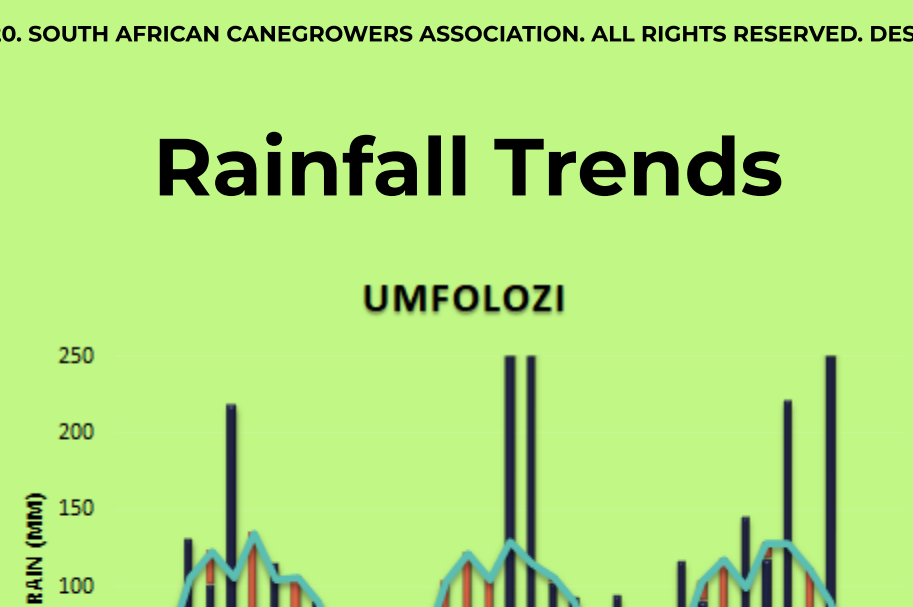
### PONGOLA



### KOMATI



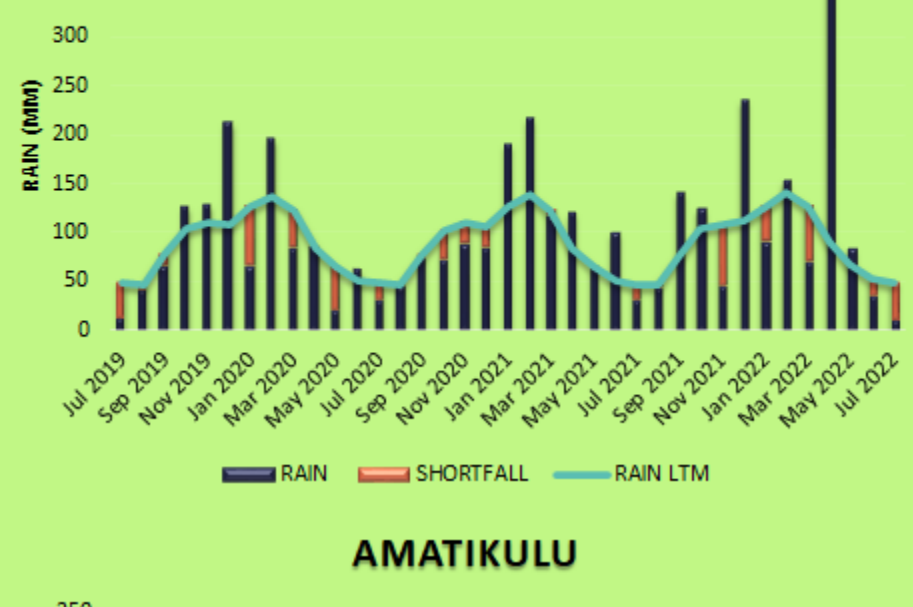
### MALELANE



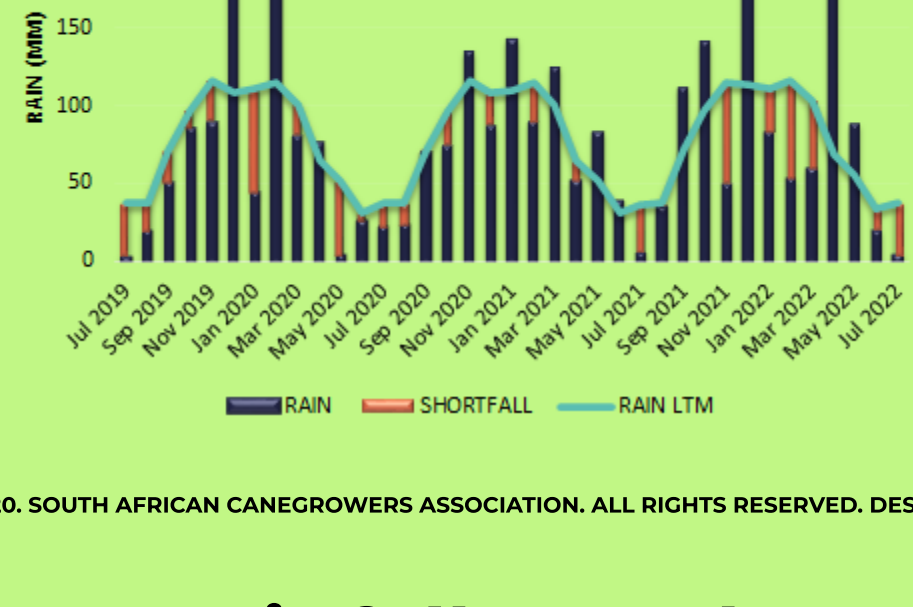
© COPYRIGHT 2020. SOUTH AFRICAN CANEGROWERS ASSOCIATION. ALL RIGHTS RESERVED. DESIGNED BY SKY DIGITAL

## Rainfall Trends

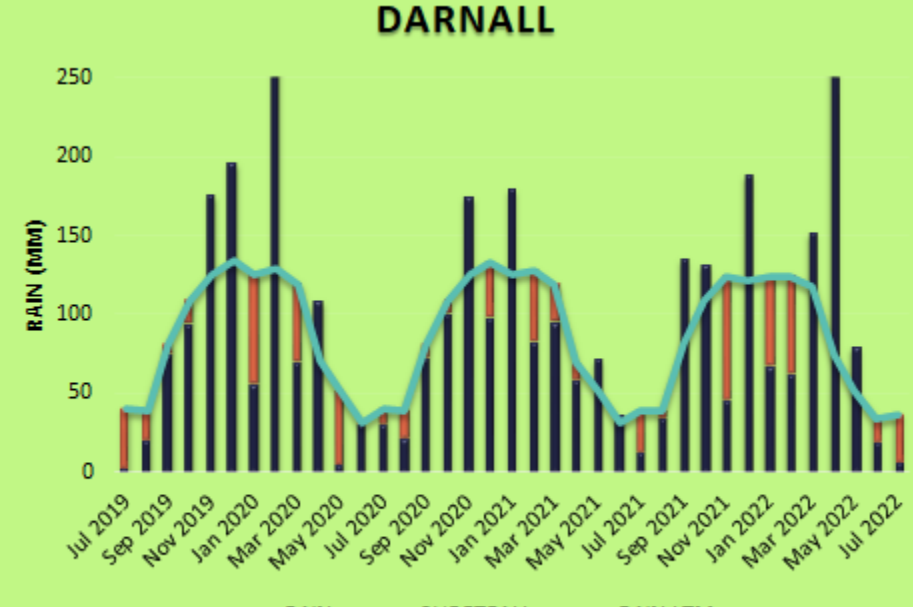
### UMFOLOZI



### FELIXTON



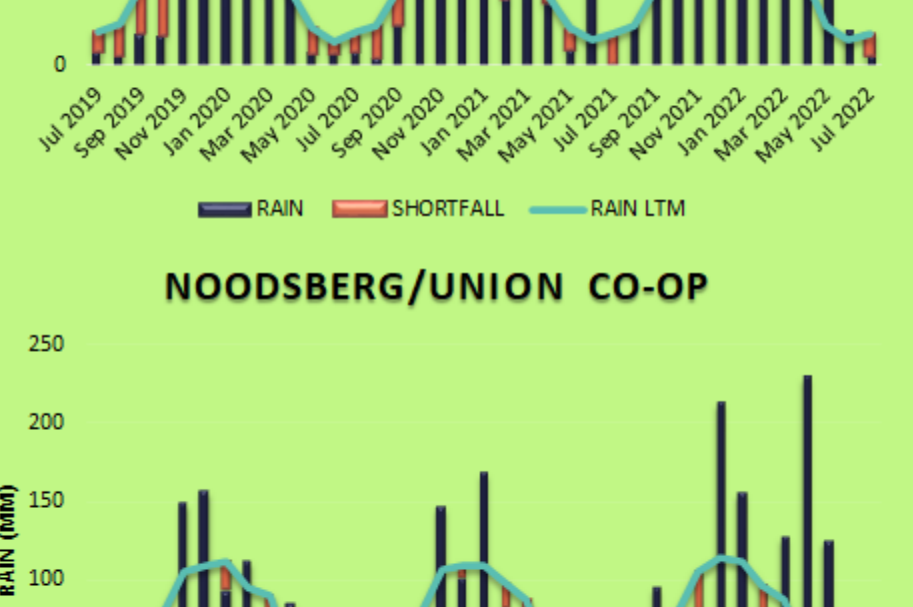
### AMATIKULU



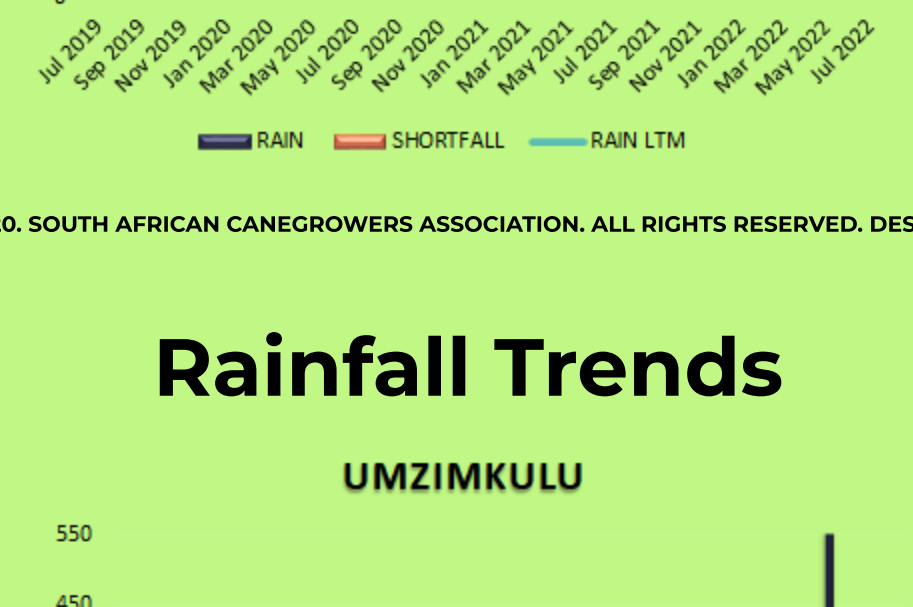
© COPYRIGHT 2020. SOUTH AFRICAN CANEGROWERS ASSOCIATION. ALL RIGHTS RESERVED. DESIGNED BY SKY DIGITAL

## Rainfall Trends

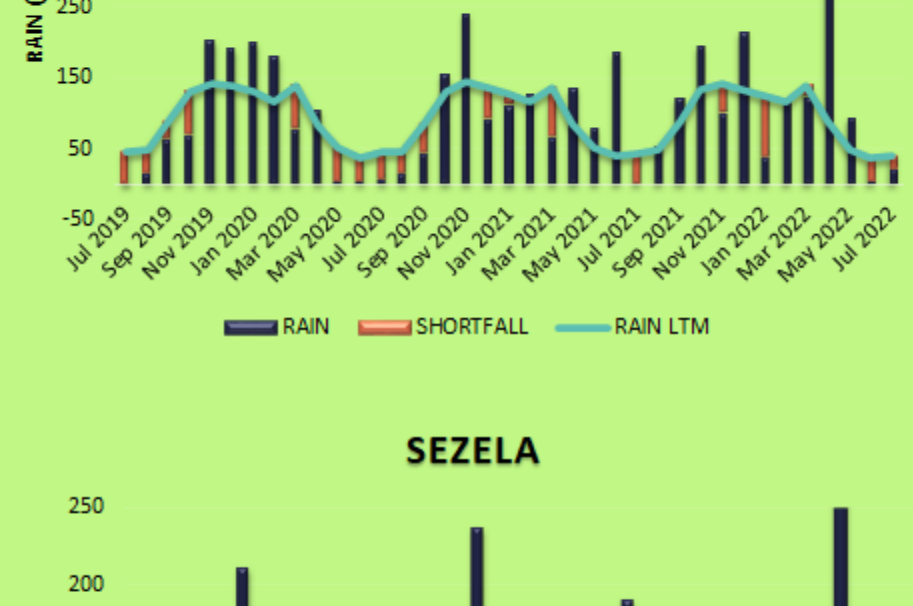
### DARNALL



### ESTON



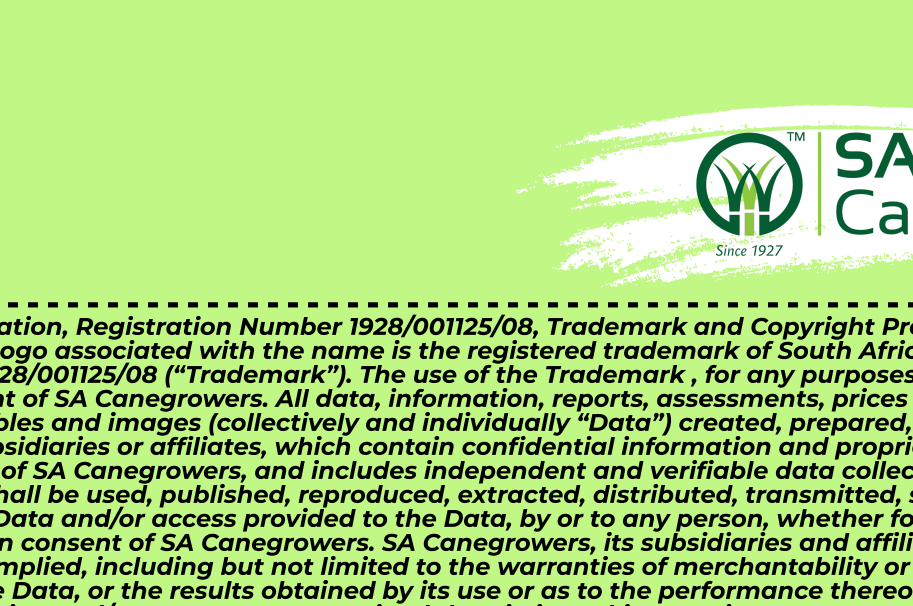
### NOODSBERG/UNION CO-OP




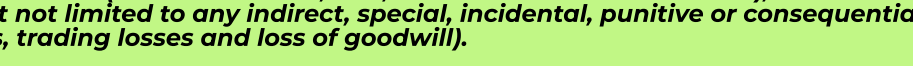
© COPYRIGHT 2020. SOUTH AFRICAN CANEGROWERS ASSOCIATION. ALL RIGHTS RESERVED. DESIGNED BY SKY DIGITAL

## Rainfall Trends

### UMZIMKULU



### SEZELA



SA Canegrowers Association, Registration Number 1928/001125/08, Trademark and Copyright Protection Notice: The name "SA Canegrowers" and the logo associated with the name is the registered trademark of South African Canegrowers Association, Registration Number 1928/001125/08 ("Trademark"). The use of the Trademark, for any purposes whatsoever, must be with the prior written consent of SA Canegrowers. All data, information, reports, assessments, prices and indices and other related information, graphs, tables and images (collectively and individually "Data") created, prepared, published or disseminated by SA Canegrowers, its subsidiaries or affiliates, which contain confidential information and proprietary trade secrets, is the property and copyright of SA Canegrowers, and includes independent and verifiable data collected from actual market participants. No Data shall be used, published, reproduced, extracted, distributed, transmitted, sold, and/or any derivative work created from the Data and/or access provided to the Data, by or to any person, whether for commercial or personal use, without the prior written consent of SA Canegrowers. SA Canegrowers, its subsidiaries and affiliates (i) disclaim any and all warranties, express or implied, including but not limited to the warranties of merchantability or fitness for a particular purpose or use as to the Data, or the results obtained by its use or as to the performance thereof. Any user of the Data should not rely on any information and/or assessment contained therein in making any investment, trading, risk management or other decision; (ii) do not guarantee the adequacy, accuracy, timeliness and/or completeness of the Data or any component thereof or any communications (whether written, oral, electronic or in other format), and shall not be subject to any damages or liability, including but not limited to any indirect, special, incidental, punitive or consequential damages (including but not limited to, loss of profits, trading losses and loss of goodwill).